



1 lockers



2 shelving



3 cupboards & work stations



4 mobilis shelving



5 technic shelving



6 cloakroom



7 cabinets

# 1.1

All Probe products are available from a wide network of authorised Probe dealers



Kemmlit UK

Bays Platt, Skirmett,  
Henley-on-Thames,  
Oxfordshire RG9 6TD  
United Kingdom


Tel: +44(0)1491 638606  
Fax: +44(0)1491 638072  
www.kemmlituk.com  
info@kemmlituk.com



PR OBE

education

# 1.1



SHOCKproof<sup>®</sup>  
lockers





# PROBE SHOCKproof® lockers

Probe offer their high quality, 3 and 4 tier, steel lockers NOW with TRESPA® 10 mm solid grade laminate doors. These tough doors are impact resistant, scratch resistant, moisture resistant and heat resistant! To find out more about this amazing material visit [www.trespa.com](http://www.trespa.com)

**FREE DELIVERY AND ON-SITE ADVICE**


- **IMPACT RESISTANT**
- **SCRATCH RESISTANT**
- **MOISTURE RESISTANT**
- **ENVIRONMENTALLY FRIENDLY**




**HIGH SECURITY**  
Welded Compartment divider incorporates internal door sill dramatically increasing the effort needed to force the door open.



**5 KNUCKLE HINGES**  
This strong hinge offers 270° opening allowing easy access.



**LOCK OPTIONS**  
Probe offer a versatile range of locks ensuring a locker that is suited to your environment.



school  
college  
university

**SUPER TOUGH**

These super tough lockers have solid grade TRESPA® laminate doors.

**ADDED STRENGTH**

The Die Cast securing plate gives added strength to the hinges ensuring contents remain secure.

**DECOR END PANEL**

This decorative end panel adds a real touch of style and strength.

TRESPA®

LOW LOCKER



**NEW**

PROBE  
SHOCKproof®  
lockers

1

**ACTIVECOAT®** anti-bacterial technology

**99.9% REDUCTION OF MRSA, E-COLI & BACTERIA**  
Antimicrobial efficiency will continue for the life of the coating.

2



trespa® solid laminate doors  
the toughest lockers from Probe



**HIGH SECURITY WELDED COMPARTMENT DIVIDER**  
INCORPORATES INTERNAL DOOR SILL FOR ADDED SECURITY

**HASP & STAPLE**  
Other lock options available, see below.

**HINGE SECURING PLATE**  
This Die Cast securing plate gives added strength to the hinges ensuring contents remain secure.

**NUMBERING SYSTEM**

**10 MICRO SPRUNG DISC LOCK**  
Other lock options available, see below.

**5 KNUCKLE HINGES**  
This strong hinge offers 270° opening.

**LOCK OPTIONS** see page 8

SPECKLED WHITE

BLACK BODY  
Available at additional cost.

SPECKLED POWDER BLUE

SILVER BODY

WILD CHERRY

SILVER BODY



**IMPACT RESISTANT**  
The combination of a solid, homogenous core with a hard surface based on melamine resins gives Trespa Athlon exceptional impact resistance.

**SCRATCH RESISTANT**  
The special surface structure and durability provide excellent scratch resistance. Even in heavy-duty use, Trespa Athlon retains its appearance for a very long time.


**MOISTURE RESISTANT**  
Trespa Athlon is not adversely affected by moisture and is not susceptible to discolouration, mould or rot.

**ENVIRONMENTAL CONSIDERATIONS**  
Life Cycle analysis and reports by independent third parties confirm that Trespa products impact the environment less than alternative materials.


**STOCK DOOR COLOURS**




WILD CHERRY  
Pictured above



SPECKLED POWDER BLUE  
Pictured above



SPECKLED WHITE




SPECKLED AQUAMARINE




BLACK CRAQUELLE

**BODY COLOURS**



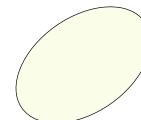
SILVER BODY



BLACK BODY  
Available at additional cost.

**NON STOCK COLOURS** Subject to minimum quantity of 100 doors.

**PLAIN COLOURS**



WHITE



MELON YELLOW



SAND



POWDER BLUE



AQUAMARINE



AQUA BLUE



GOLD YELLOW



POPPY RED

**WOODGRAIN EFFECT**



BEECH




OAK



EUROPEAN WILD APPLE

**SPECKLED COLOURS**



SPECKLED SILVER GREY



SPECKLED SAND

**NEW**

PROBE

SHOCKproof®  
lockers



**99.9% REDUCTION OF MRSA, E-COLI & BACTERIA**  
Antimicrobial efficiency will continue for the life of the coating.

# education lockers

Probe Lockers offer colour options for every level, from kindergarten to college. From a simple cube upwards, the sheer variety of lockers available puts them at the top of every school's list for changing and storage requirements.

## FREE DELIVERY AND ON-SITE ADVICE

### STRENGTH

Every locker has a full height strengthener welded inside each door to increase strength and security.

### WELDED PLINTH

Probe Lockers have a welded plinth making each compartment totally separate and increasing structural rigidity.

### 5 KNUCKLE HINGES

This strong hinge offers 270° opening allowing easy access.

### LOCK OPTIONS

Probe offer a versatile range of locks ensuring a locker that is suited to your environment.

MEETS BS 4680:1996  
excluding size specification



- Quality engineered to provide a sturdy and robust locker that will give many years of service.
- Built-in security features generate confidence that belongings will be kept safe.
- Replacement locks and keys are available if required. Numbered cards, for locker identification, available on request.
- Durable powder coated finish with colour options to suit your environment.
- **AC+IVECOAT<sup>®</sup>** anti-bacterial technology  
The hard wearing anti-bacterial powder coating for an active environment as standard.



The miracles of science<sup>®</sup>



**FULL HEIGHT LOCKERS**  
□ Available in 1-6 & 8 tiers.



**CUBE LOCKERS**  
□ Three sizes available:  
□ 305<sup>3</sup>, 380<sup>3</sup>, 460<sup>3</sup> (mm)

**LOW LOCKERS**  
□ Height 1220mm

1780mm

### AVAILABLE COLOURS FOR LOCKERS / CLOAKROOM

All steel products are powder coated with **AC+IVECOAT<sup>®</sup>** exclusive to Probe.

- LOCKER DOOR COLOUR
- ▲ LOCKER BODY COLOUR





heavy duty  
steel body with  
laminated/timber\* doors

FREE DELIVERY AND ON-SITE ADVICE

3 DOOR LOCKERS



4 DOOR LOCKERS



**EASY ACCESS HINGES**  
Hinges open through a wide 164° for ease of access.

**LAMINATED END PANEL**  
Optional.

**OPTIONAL DIGITAL LOCKS**  
No more lost keys!  
This Digital Combination Lock is simple to programme and use, it has in excess of 40,000 possible combinations.

**SIZE**  
See table opposite for available sizes.

AVAILABLE COLOURS

All Lockers are powder coated with **AC+IVECOAT** exclusive to Probe.

SOLID COLOUR



**RED** **BLUE**  
Stock item on 3 & 4 door lockers sized 305mm wide.

\*TIMBER EFFECT



**ASH** **OAK** **CHERRY**  
Subject to minimum order quantity.


LAMINATED PANELS

Probe offer five durable laminated finishes, to a standard steel body, in 2, 3 & 4 compartment Lockers. Laminated panels comprise of MDF Core with solid laminated facing and 2mm PVC edging. (Timber effect subject to minimum order quantity).

locker options

\*SLOPING TOP OPTION

The optional sloping top, prevents the accumulation of rubbish and is available on all standard lockers at an additional cost. \*Please request when ordering. (Only available on 1780mm Height Lockers)



DIGITAL COMBINATION LOCK

This Digital Combination Lock is simple to programme and use, it has in excess of 40,000 possible combinations. No more lost keys! Batteries last up to 15,000 user operations. Cost option, request when ordering. Includes: built in master code



STANDARD LOCK

The standard lock has a micro sprung 10 disc lock featuring a massive 3000 serial combinations - all exclusive to Probe Lockers. Included in price of locker.



RE-PROGRAMMABLE COMBINATION LOCK

Re-programming using service key. Easy to use front facing dial 10,000 combinations. One Service Key required per installation (Service Key sold separately). (Not available on laminated faced lockers) Cost option, request when ordering.



\*HASP AND STAPLE no cost option  
Attractive design allowing easy use of padlock fitting. Shank diameter minimum 6mm, maximum 7mm (Padlock not supplied).

\*Please request when ordering

NUMBERED CARD HOLDERS

Incorporating a lock cover which protects Probe Lockers from scratches. Numbered cards available at extra cost.

1-6 & 8 TIERED STEEL LOCKER DIMENSIONS

External Locker Size			1 Tier	2 Tier	3 Tier	4 Tier	5 Tier	6 Tier	8 Tier
Height (mm)	Width (mm)	Depth (mm)							
1780	305	305	✓	✓	✓	✓	✓	✓	
1780	305	380	✓	✓	✓	✓	✓	✓	
1780	305	460	✓	✓	✓	✓	✓	✓	
1780	380	380	✓	✓	✓	✓	✓	✓	✓
1780	460	460	✓	✓	✓	✓	✓	✓	✓
Internal Compartments									
Internal Height (mm)			1345+305†	864	572	432	343	284	210

1 & 2 TIERED LOW LOCKER DIMENSIONS

External Locker Size			1 Tier	2 Tier
Height (mm)	Width (mm)	Depth (mm)		
1220	305	305	✓	✓
1220	305	460	✓	✓
Internal Compartments				
Internal Height (mm)			935+205†	572

Clear Opening Width: Locker Width minus 60mm = Clear Opening

†Single door lockers have internal top shelf creating two compartments

2-4 TIERED LAMINATED FACED LOCKER DIMENSIONS

External Locker Size			2 Tier	3 Tier	4 Tier
Height (mm)	Width (mm)	Depth (mm)			
1780	305	305	•	✓	✓
1780	305	460	•	✓	✓
1780	305	380	•	✓	✓
1780	380	380	•	✓	•
Internal Compartments					
Internal Height (mm)			864	572	432

SYMBOL DENOTES AVAILABILITY

- ✓ Solid colour laminated
- Timber effect laminated

# cloakroom

## CLOAKROOM STYLE

Probe offers this comprehensive range of easy install Cloakroom units to enhance the look of your changing room. All units come in a choice of six exciting colours to match your interior.

**FREE DELIVERY AND ON-SITE ADVICE**



### COAT HOOKS

These **virtually unbreakable**, polymer coat hooks, have been ergonomically designed and contain **AC+IVECOAT** technology.

### Hook Bench DOUBLE SIDED

This bench is also available as a single sided unit.

DOUBLE SIDED	
LENGTHS	HOOKS
1000mm	10
1500mm	16
2000mm	20

SINGLE SIDED	
LENGTHS	HOOKS
1000mm	5
1500mm	8
2000mm	10

### COAT HOOKS

These stylish, plastic, coat hooks have been ergonomically designed and contain **AC+IVECOAT** technology.

### ROBUST FRAMES

All frames are constructed from **robust 50mm round, thick tubing** with fully welded joints for strength and durability.

### SOLID ASH SLATS


### MODULAR SHOE BASKETS

These robust under bench storage baskets can be added to any size bench, and are constructed of strong, 12 gauge, plastic coated, 25mm steel mesh. (Baskets sold as optional extras)

### FLOOR ANCHOR

Optional floor anchors are available for all floor standing units. Fixings not supplied.

# hygienic polymer slats



## Double Sided Low Seat DOUBLE SIDED



**ADJUSTABLE FEET**  
All floor standing Cloakroom units come with adjustable feet for ease of installation.



### OPTIONAL HYGIENIC POLYMER SLATS

are manufactured with the same high performance Anti-bacterial elements that go into all **AC+IVECOAT** powder coatings from Probe.

SINGLE SIDED	
LENGTHS	HOOKS
1000mm	5
1500mm	8
2000mm	10

DOUBLE SIDED	
LENGTHS	HOOKS
1000mm	10
1500mm	16
2000mm	20

### Bench SINGLE SIDED

**ADVICE**  
we recommend that single sided bench units are fixed to the floor / wall. (Fixings not supplied)



### SOLID ASH SLATS

\*Baskets not available on stand alone benches.

Units supplied in component format including all necessary fixings (excludes wall and floor fixings). All sizes nominal.